



INVESTMENT STRATEGY

- Grantia Equanto Fund invests in G8 currencies (USD, CAD, EUR, GBP, CHF, JPY, AUD and NZD). Investment decisions are based on quantitative analysis, through a statistical arbitrage approach. The system analyzes thousands of combinations to trade the 28 pairs within the universe and finds extreme situations within those combinations.
- The strategy seeks positive returns under any market circumstances.
- Risk allocation process is crucial to protect every position against hostile markets.
- Combination of 4 independent and uncorrelated strategies.

FUND FACTS

Legal Name	Grantia FX
Legal Framework	SICAV SIF
Fund Type	Open-End Fund
Country of Residence	Luxembourg
Investment Manager	Grantia Capital SGIIC S.A.
ManCo	Fundrock Management Co.
Custodian	Société Générale Bank & Trust
Administrator	Société Générale Bank & Trust
Auditor	Deloitte
Launch Date	February 5, 2019
AUM	€ 25 M
Liquidity / Valuation	Daily
Notice Period	None

FEES

Class A Shares	4.5% m.fee + 30% p. fee(1)
Class B Shares	4.0% m.fee + 30% p. fee(1)
Class C Shares	3.0% m.fee + 20% p. fee(1)
	(1) High-water mark, No catch-up

PORTFOLIO MANAGERS

Miguel López	PM
Catia López	PM

NET ASSET VALUE EVOLUTION



NET PERFORMANCE (CLASS B)

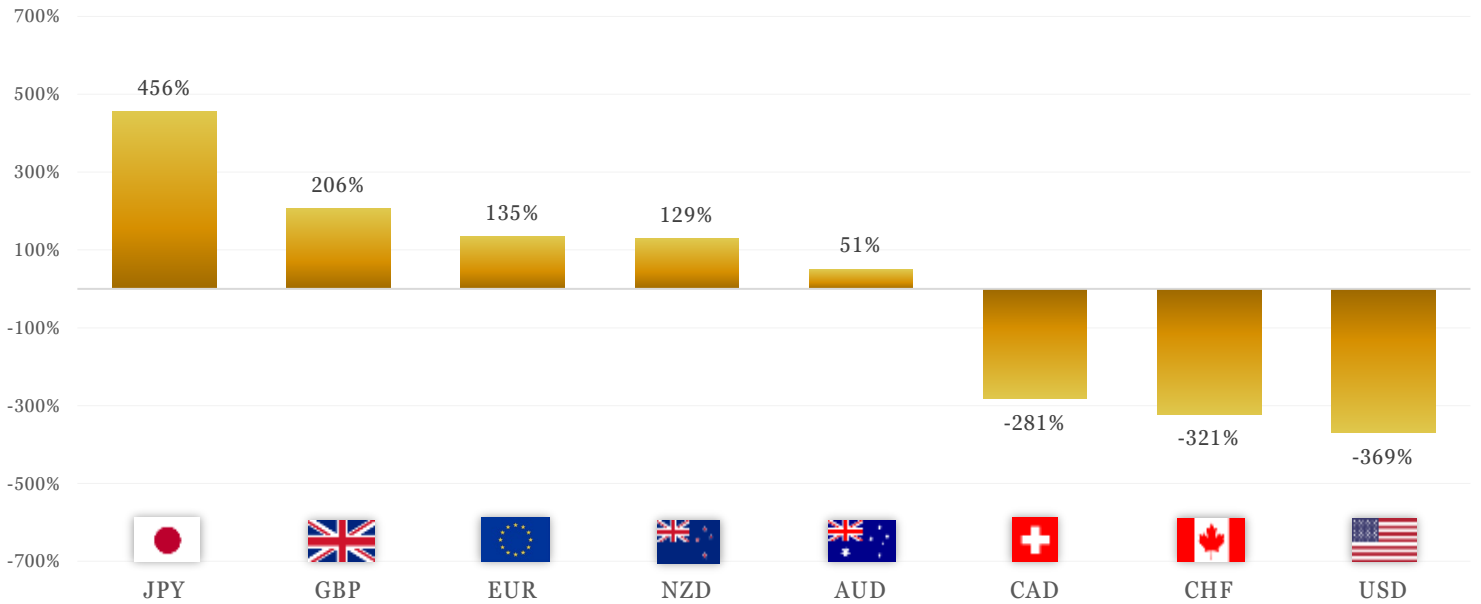
Year	Jan	Feb	Mar	Apr	May	Jun	Jul	Aug	Sep	Oct	Nov	Dec	Year
2019	--	+0.0	+2.3	+2.3	-7.4	+6.3	-10.5	-14.8	+7.7	+19.3	+2.1	+2.5	+5.7
2020	-11.9	-9.5	-32.2	+22.3	+8.0	+0.9	+0.9	-4.5	+20.1	+5.4	-3.8	-9.6	-23.6
2021	+5.3	-0.4	-4.2	+4.4	-6.9	+10.9	+5.2	+5.1	+3.6	-3.3	+3.1	+1.4	+25.4
2022	-4.6	+4.1	-8.5	-14.0	+13.6	-21.7	-0.1	-6.9	-22.3	17.3			-41.0

SHARE CLASS PERFORMANCE (NET OF FEES)

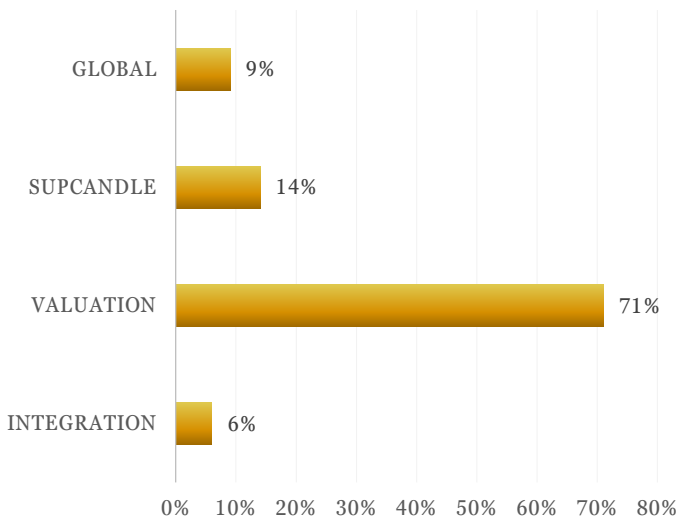
Class	Currency	Fees	ISIN	Type	€ Min Subscription	Incep. Date	NAV	1M	1Y
Class A	EUR	4.5% + 30% p. fee	LU1929509450	Acumm.	125,000 Eur	05/02/2019	58.44	-17.23%	-38.59%
Class B	EUR	4.0% + 30% p. fee	LU1929509534	Acumm.	1,000,000 Eur	05/02/2019	59.75	-17.28%	-38.28%
Class C	EUR	3.0% + 30% p. fee	LU2089996305	Acumm.	20,000,000 Eur	TBD	-	-	-



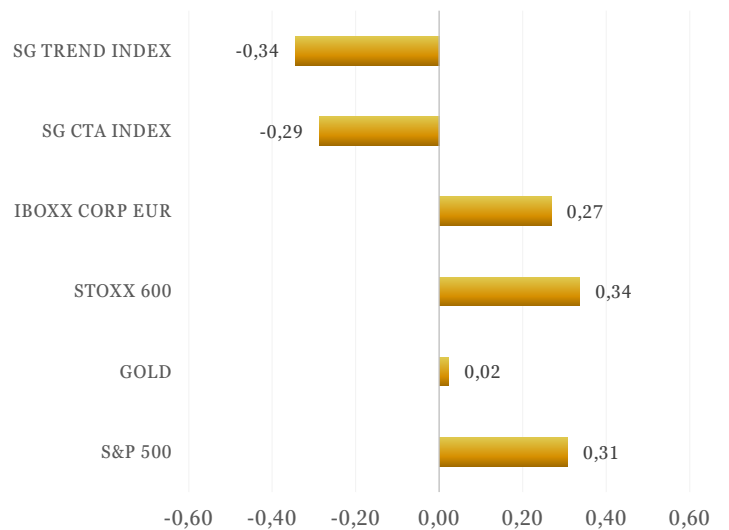
EXPOSURE BY CURRENCY (Net to 10/31/22: 977%)



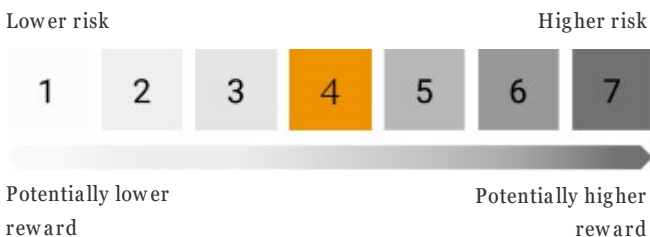
RISK ALLOCATION PER SUB-STRATEGY



HISTORICAL CORRELATION TO BENCHMARKS



RISK SCALE| SRRI



The investments described may involve, inter alia, interest rate risk, exchange rate risk, credit risk and risk from the use of derivative financial instruments.

Category "1" does not mean that the investment is risk-free.

This data is indicative of the fund's risk which, however, may not be a reliable indication of the fund's future risk profile. In addition, there is no guarantee that the category indicated will remain unchanged and may vary over time.